

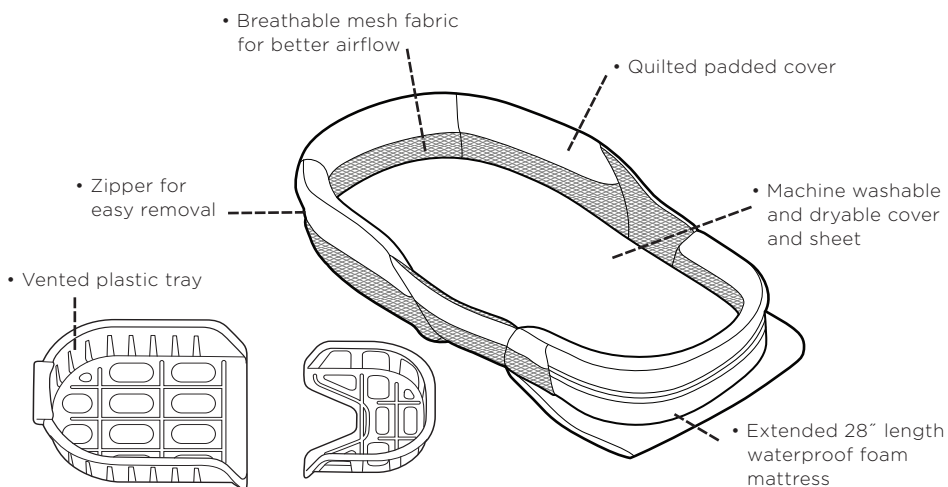
Read all instructions BEFORE assembly and USE of product.
KEEP INSTRUCTIONS FOR FUTURE USE.

B A B Y  D E L I G H T

Snuggle Nest®

Dream/Surround BL

Portable Infant Sleeper



Care & Instructions

Congratulations on your purchase of the Snuggle Nest®. Created by a mom who practiced co-sleeping with her own infants, Snuggle Nest® products are designed to help protect infants while sleeping with parents. The Snuggle Nest® is a unique product that offers a deeper feeling of security and closer access to your baby, while completely enclosing him with a combination of rigid walls and flexible air-barrier panels, for added security where it's needed most. Our comfortable extended length mattress allows for ample room. At home or on-the-go, we know you will enjoy your Snuggle Nest®.

©2017 Macari Baby, Inc. 401-333-6800 www.babydelight.com

MADE IN CHINA | PATENTS PENDING

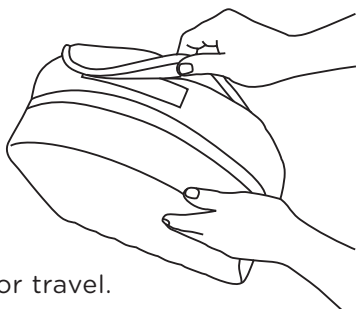
Co-Sleeping

With the Snuggle Nest® fully assembled and extended, place the larger end of the product in the center of the adult bed, against the headboard. Make sure that adult bedding does not cover the product. Never stack pillows or leave decorative pillows on the bed when using the Snuggle Nest®. Use only one pillow per adult. Place the infant in the center of the product near the larger end of the Snuggle Nest®. Infants should always be placed to sleep on their backs. If you remove the infant from the Snuggle Nest® to breastfeed during the night, always place the baby back in the Snuggle Nest® before going back to sleep. Discontinue use when baby begins to roll over or push up on hands or knees.



Use and Care

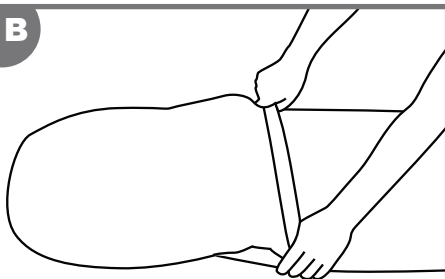
A



Fold for travel.

Once you have opened the Snuggle Nest® (A), it is fully assembled.

B



Removing the cover

To wash the fabric cover: Unzip both ends of the cover. Remove the small tray first. Remove the large tray. To wash the fabric sheet: Remove the mattress pad from the opening on the back of the sheet (B). See page 4 for cleaning instructions.

⚠️ WARNING: FAILURE TO FOLLOW THESE WARNINGS AND THE INSTRUCTIONS COULD RESULT IN SERIOUS INJURY OR DEATH.

FALL HAZARD: To help prevent falls, do not use this product when the infant begins to push up on hands and knees, can roll over or has reached 15 lbs, whichever comes first.

- ALWAYS use on a flat, stable surface.
- NEVER move, lift or carry this product while child is in it.
- NEVER place on an elevated surface other than an adult bed.
- NEVER use near stairs.
- DO NOT place product at edge of bed. Allow 12 inches from edge of bed.

SUFFOCATION HAZARD - Infants have suffocated:

- In gaps between extra padding and side of the product.
- On soft bedding.

Only use the original pad provided by Baby Delight. NEVER add a pillow, comforter, or another mattress for padding. Keep adult sheets, pillows and blankets away from baby.

To reduce the risk of SIDS, pediatricians recommend healthy infants be placed on their backs to sleep, unless otherwise advised by your physician.

If a sheet is used with the pad, use only the one provided by Baby Delight or one specifically designed to fit the dimensions of the Snuggle Nest mattress.

- Do not use this product if the adult mattress is not firm enough to allow the product to lie flat when adults are in the bed. NEVER use on a water mattress.
- NEVER use in a motor vehicle.
- NEVER use in a crib or play yard.
- NEVER allow infant to co-sleep with a child or pet or an adult who is under the influence of alcohol or medication or who is obese or has a sleeping disorder.
- Keep product away from hazards that may injure your child.
- Do not allow blankets near your child. Place the product's head side against the headboard of the adult bed.
- Strings can cause strangulation! Do not place items with a string around a child's neck, such as hood strings or pacifier cords. Do not suspend strings over the product or attach strings to toys. NEVER place the product near window blinds with cords.
- NEVER leave child unattended.

0-6 months

Discontinue use when baby begins to roll over or push up on hands or knees.

Cleaning

The Snuggle Nest® cover and sheet are machine washable. Always wash in cold water and dry on low heat to keep your Snuggle Nest® in the best condition. Do not use bleach. The vinyl mattress cover and the plastic base can be cleaned with a wet cloth.

Accessories

It is possible to order additional sheets for your Snuggle Nest®. Ask your retailer, call Baby Delight at 1-401-333-6800 or order online at www.babydelight.com.

Limited Warranty

At Baby Delight, Inc. we make innovative and high quality products for babies, children and their parents. We warrant this product to be free from defects in material and workmanship existing at the time of manufacture for a period of 90-days from the date of initial purchase (sales receipt is required for proof of purchase). If such a defect is discovered during the limited warranty period, we will, at our sole option, repair or replace your product at no cost to you.

This limited warranty does not cover claims resulting from misuse, failure to follow the instructions on installation, maintenance and use, abuse, alteration, involvement in an accident, and normal wear and tear.

For warranty service or replacement part information:

USA: Please call Customer Service at 1-401-333-6800, email at info@babydelight.com, or mail 30 Martin Street, Suite 3C, Cumberland, RI 02864.

B A B Y  D E L I G H T

www.babydelight.com